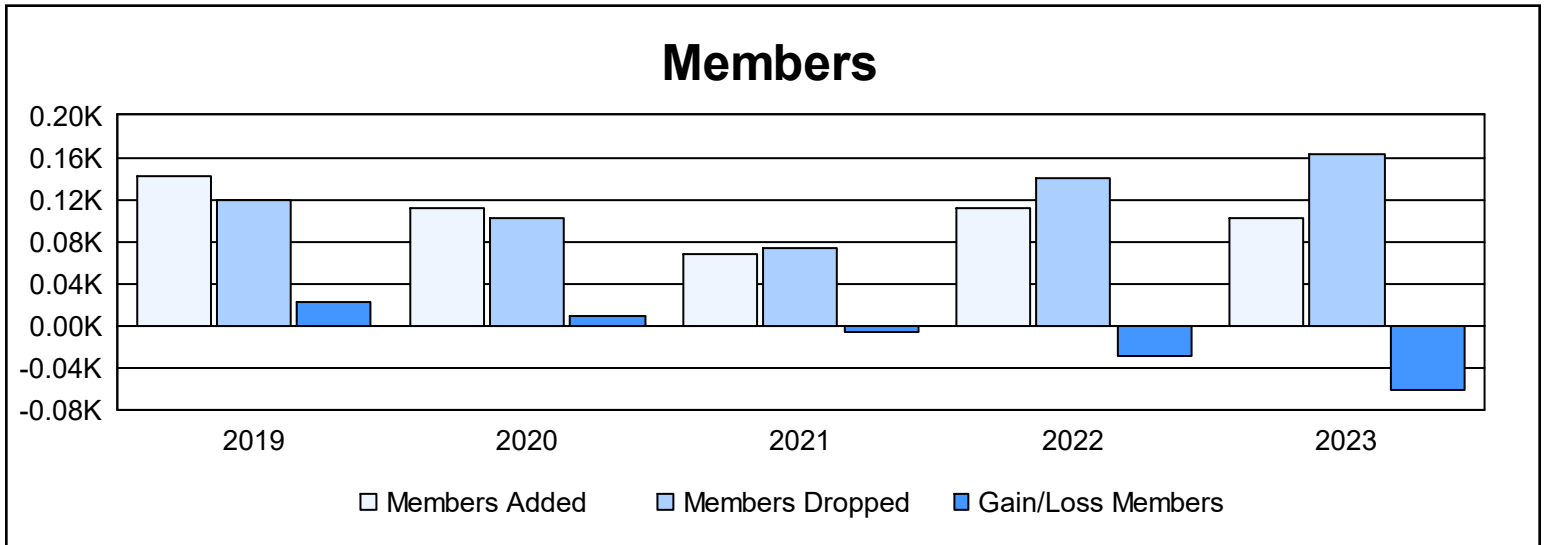
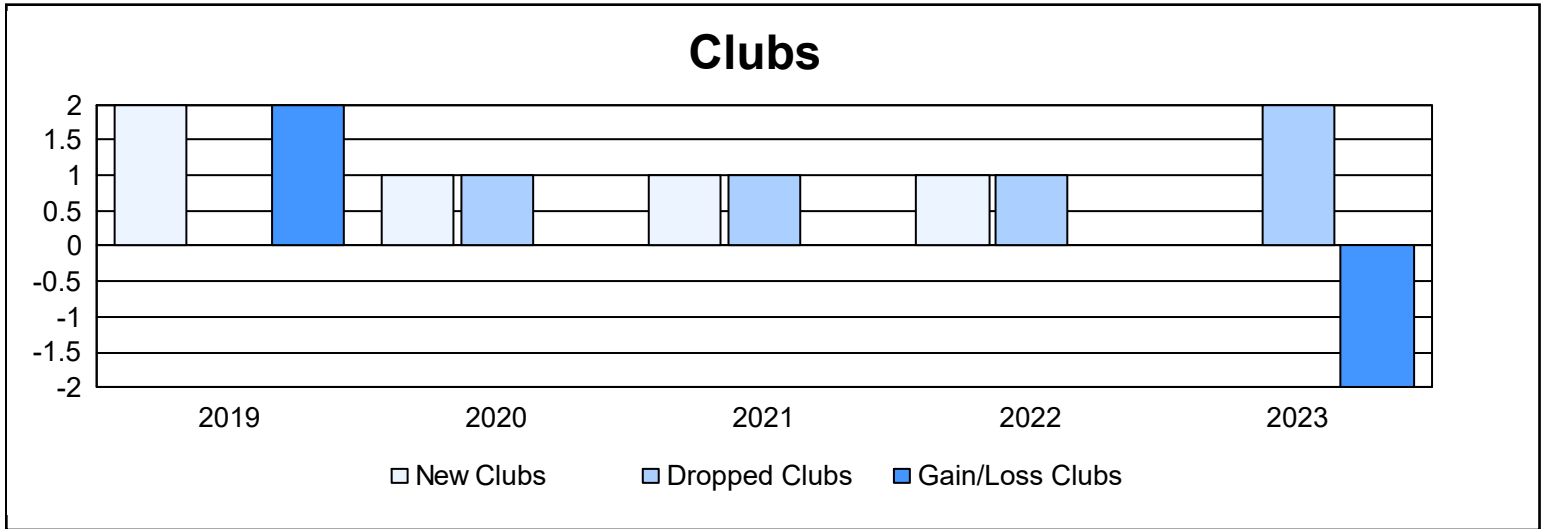
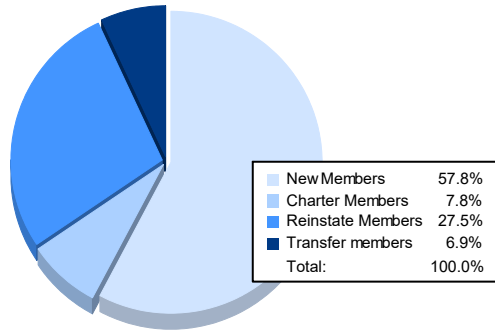


Year	New Clubs	Dropped Clubs	Gain/ Loss Clubs	New Members	Charter Members	Reinstate Members	Transfer Members	Total Member Added	Total Members Dropped	Gain/ Loss Members
2018-2019	2	0	2	73	60	7	2	142	120	22
2019-2020	1	1	0	88	20	0	4	112	103	9
2020-2021	1	1	0	42	22	1	3	68	74	-6
2021-2022	1	1	0	88	22	0	2	112	141	-29
2022-2023	0	2	-2	59	8	28	7	102	163	-61
<b>Average</b>	<b>1</b>	<b>1</b>	<b>0</b>	<b>70</b>	<b>26</b>	<b>7</b>	<b>4</b>	<b>107</b>	<b>120</b>	<b>-13</b>



### Membership Composition June 2023 Cumulative



### Gender Composition June 2023 Cumulative

